




















Year 4

Autumn 2: Where does our food come from?
Home Learning Log

Choose at least one English task, one maths task and one topic task from the table below. The tasks are ranked accordingly, from 1 star being the easiest level to 3 stars being the hardest. You can choose which level you complete. If you wish to, you could complete more than three tasks.

Star Ranking:	ENGLISH	MATHS	TOPIC																		
★	Create your own quiz about where different foods come from. Include a maximum of 10 questions.	Track how much fruit and vegetables you eat during one week and keep a tally chart. <table border="1"> <thead> <tr> <th>Fruit</th> <th>Tally</th> <th></th> </tr> </thead> <tbody> <tr> <td>apple </td> <td> I</td> <td>6</td> </tr> <tr> <td>strawberry </td> <td> II</td> <td>7</td> </tr> <tr> <td>banana </td> <td> III</td> <td>8</td> </tr> <tr> <td>orange </td> <td> </td> <td>4</td> </tr> <tr> <td>grapes </td> <td> </td> <td>5</td> </tr> </tbody> </table>	Fruit	Tally		apple 	I	6	strawberry 	II	7	banana 	III	8	orange 		4	grapes 		5	Create your own healthy breakfast smoothie. Can you include your five a day? Take photos of your smoothie and include the recipe. 
Fruit	Tally																				
apple 	I	6																			
strawberry 	II	7																			
banana 	III	8																			
orange 		4																			
grapes 		5																			
★★	'Bean to Bar' - Find out how chocolate is made. Write a set of instructions showing the process from 'bean to bar' in the factory.	Choose a recipe for a family of 4 meal. Write your essential shopping list for making this dish. Visit the shops or go online to find prices for these individual ingredients. What is the total price for your family meal? Create your own weekly shopping list and add up the total price. Challenge: Can you make your meal for less than £5.00?	Find out what 'fair trade' is. Research different fair-trade products. Collect example wrappers from fairtrade products. Design your own fairtrade chocolate bar and wrapper.																		
★★★	Write a letter to Mrs Horton explaining why it is important to buy fair trade products and persuade her to use more fair trade food products at school.	Choose 8 different fruits or vegetables. Locate where these are grown on a world map. Can you find out the distance these foods travel from their origin country to the UK? 	Create a 3D model/poster/powerpoint showing the journey of the cocoa bean from being grown to producing a chocolate bar to sell in the shops.																		

Children are expected to read 3 times a week and evidence this on Boom Reader. They can also log in to TTRS to practise their times tables daily. Weekly spellings are set each Monday for a test on Friday. Spellings are printed for the whole term and can be found in children's homework books.

Please complete and return to your teacher by Friday 13th December 2024